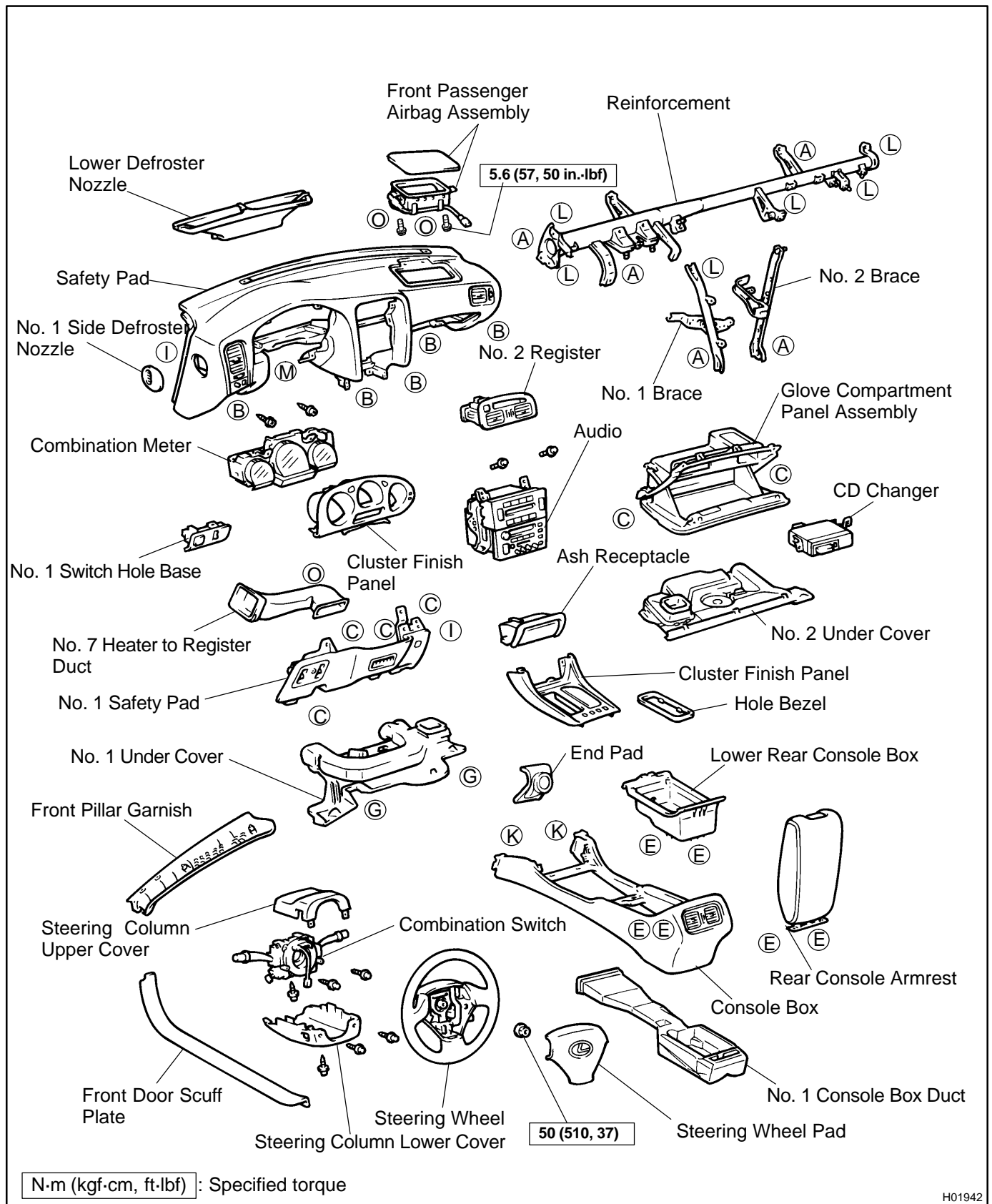
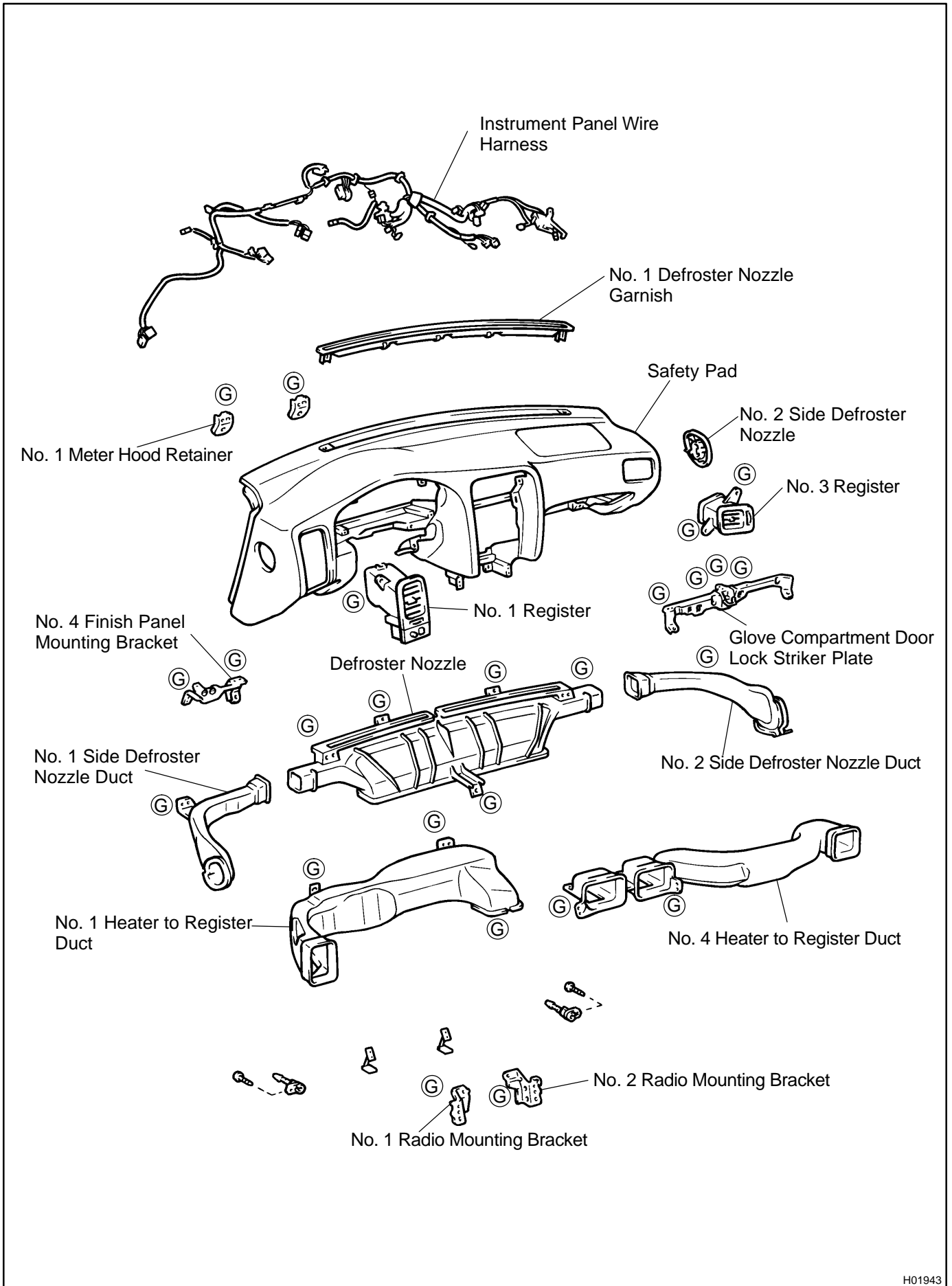


INSTRUMENT PANEL COMPONENTS

BO0WL-06



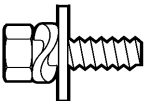
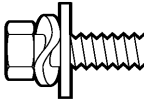
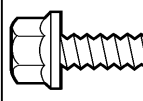
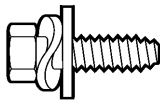
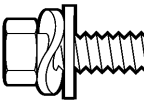
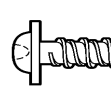
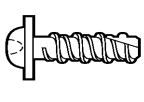

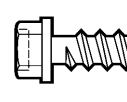
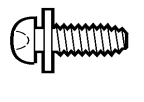
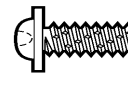
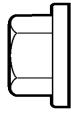
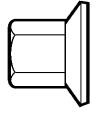
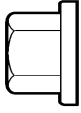
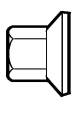
H01942



HINT:

Screw shapes and size are indicated in the table below. The codes ("A"–"O") correspond to those indicated on the previous pages.

mm (in.)

	Shape	Size		Shape	Size		Shape	Size
(A)		ø = 6 (0.24) L = 16 (0.63)	(B)		ø = 6 (0.24) L = 20 (0.79)	(C)		ø = 6 (0.24) L = 20 (0.79)
(D)		ø = 6 (0.24) L = 16 (0.63)	(E)		ø = 6 (0.24) L = 20 (0.79)	(F)		ø = 5 (0.20) L = 14 (0.55)
(G)		ø = 5 (0.20) L = 14 (0.55)	(H)		ø = 5 (0.20) L = 14 (0.55)	(I)		ø = 6 (0.24) L = 14 (0.55)
(J)		ø = 5 (0.20) L = 12 (0.47)	(K)		ø = 5.22 (0.21) L = 16 (0.63)	(L)		ø = 8 (0.31)
(M)		ø = 6 (0.24)	(N)		ø = 8 (0.31)	(O)		ø = 6 (0.24)

H01950